

SQUARE PRO 96/3 ELL



Part number	06271094
Lampholder:	LED
Light Source:	LED
Wattage:	810 W
Finish:	GR-94 / Metallic grey / Textured
Insulation class:	I
Degree of protection:	IP66
IK-J-xxIP:	IK07 3J xx5
CRI:	70
Kelvin:	4000
Optic:	ELLIPTICAL REFLECTOR
Optic Beam:	30°x 40°
Lightsource lumen output:	111360 lm
Luminaire lumen output:	93409 lm
L:	L80
B:	B10
Lifetime:	108000 h
Ta MIN luminaire:	-40°
Ta MAX luminaire:	40°

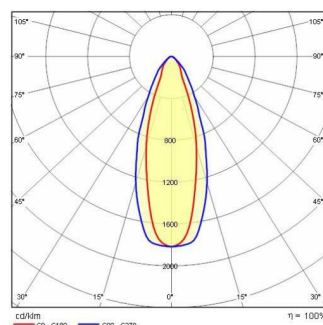


Description

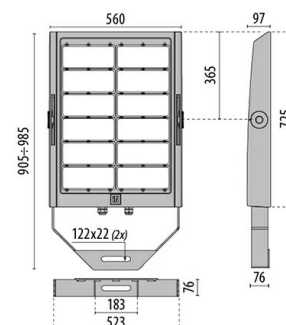
LED floodlight with superior output for interior and exterior professional lighting of large areas and sports' facilities, comprising of:

- Die-cast aluminium housing chemically pre-treated and painted with polyester powder coating
- Optical unit comprising of lenses especially designed for a maximum performance and light distribution. The lenses are made of a specific optical polycarbonate which ensures the best available transmittance combined with the maximum achievable resistance to UV rays and heat
- Elliptical lens
- Anti-aging silicone gasket
- Built-in electrical connection box with aluminium cover
- Waterproof cable gland M25x1.5 for cables Ø 9- Ø 16 mm
- Light beam obtained by the combination of multiple LED modules
- Colour rendering index Ra > 70
- Stainless steel external screws
- Steel bracket, hot galvanised and painted in polyester powder
- Graduated goniometer for aiming purposes
- The SQUARE PRO output includes the losses of the power unit
- To feed the SQUARE PRO only use the supply groups supplied as accessories
- Photometric data measure according to UNI EN 13032-4 and IES LM-79-08

Photometric data



Technical drawings



CONTROL GEAR

SQUARE PRO 96/3



14473601
Drivers unit 900 W - 1,4 A - 3CH - 220-240 V 50/60 Hz




14474094
Drivers box 900 W - 1,4 A - 3CH - 220-240 V 50/60 Hz



14474194
Drivers box 900 W 1,4A-3CH-DIM DALI

OPTIONAL ACCESSORIES

SQUARE PRO



14474201
Protective grid SQUARE PRO



14474494
Protective glass SQUARE PRO (max 840 W)



14474594
Vertical bracket SQUARE PRO